

The district, school and site information and personal data is for INTERNAL USE ONLY and must be kept confidential. External use must be limited to sharing district data with that respective district only.



## How to use this report

This report provides enrollment, action plan and assessment data for schools in the selected district, for the selected program and assessment. The data can be used to understand trends in work completed, identify current areas of focus, and suggests areas of opportunity for future policy and practice change efforts.

Data as of  
**Oct 27, 2020**

## District

This report is prepared exclusively for the following district:

▼ Frankfort Ind School District ▼

### Action Plans

The Action Plan is a tool to help schools manage tasks related to school health initiatives. Each school has one Action Plan, which can include items from both the Healthy Schools Program and RISE.

Total items in schools' Action Plans <b>0 items</b>	Most commonly selected items on enrolled schools' Action Plans  Your query returned no results
Total items marked complete <b>0 items</b>	

## Program

▼ Healthy Schools Program ▼

The following charts show data specific to the childhood health program you have selected.

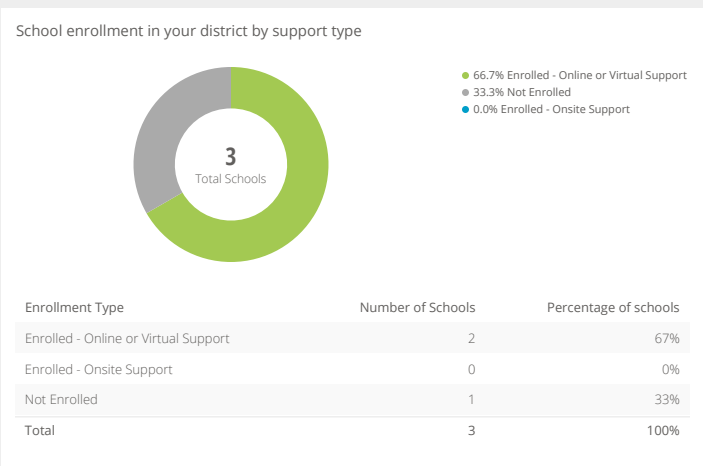
This pie chart and table show the counts and percentages of schools in your district that are enrolled in this program. The support types are defined as:

### Onsite Support

A Healthier Generation Program Manager for the program selected above meets with school staff in-person, conducting workshops and supporting the school's involvement in Healthier Generation programs.

### Online or Virtual Support

Healthier Generation supports the school's involvement in programs virtually, using either a Virtual Program Manager or the Member Engagement and Support Team as well as webinars, email, phone, on-demand learning and other digital tools.

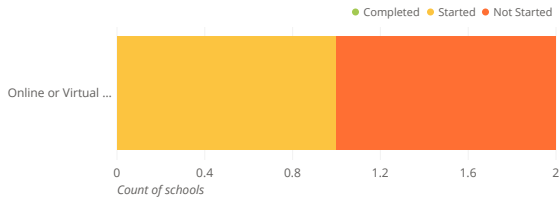


## Assessment

Healthy Schools Assessment

The following charts show data specific to the childhood health program assessment you have selected.

Assessment completion by support type



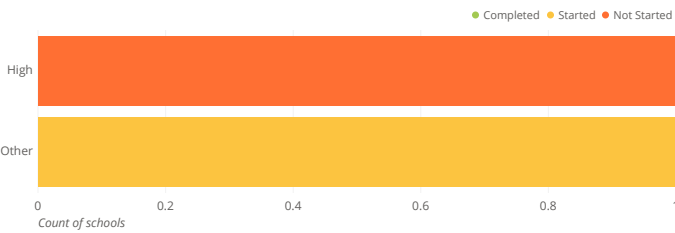
Assessment completion by support type

Type	Completed	% Complete	Started	% Started	Not Started	% Not Started	Total
All enrolled schools	0	0%	1	50%	1	50%	2
Online or Virtual Support	0	0%	1	50%	1	50%	2

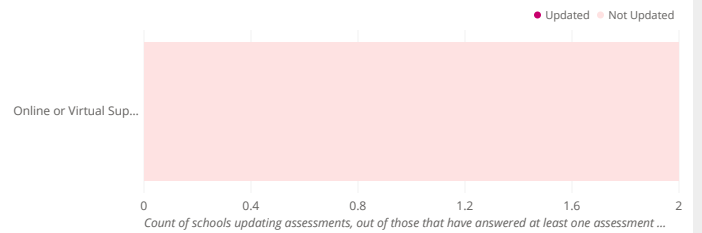
*View all 2 rows and 8 columns*

The Assessment completion by support type charts show how many schools in your district have completed (answered all questions at least once), started (answered at least one question, but not all of them) and not started this assessment.

Assessment completion among all enrolled schools, by grade level



Assessments updated by enrolled schools within the last 12 months, by support type



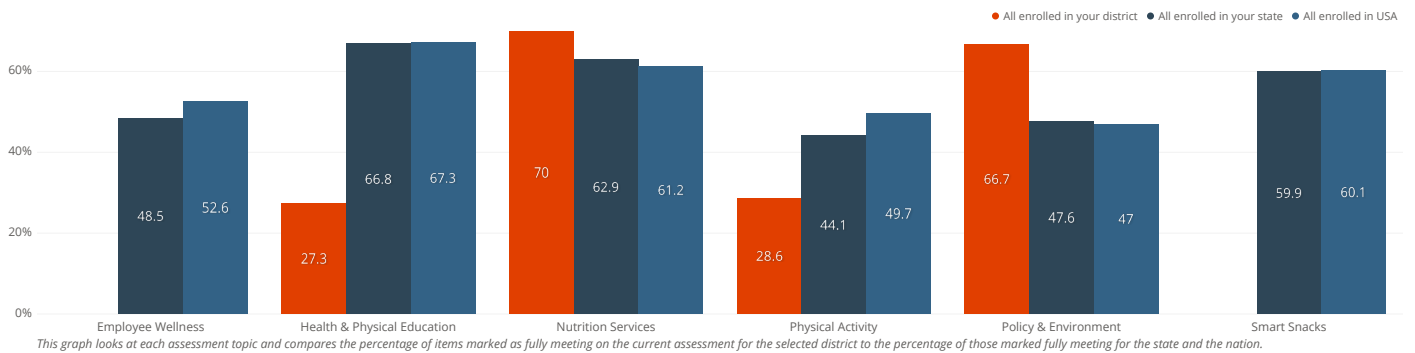
Type	Completed	% Complete	Started	% Started	Not Started	% Not Started	Total
All enrolled schools	0	0%	1	50%	1	50%	2
High	0	0%	0	0%	1	100%	1
Other	0	0%	1	100%	0	0%	1

*View all 3 rows and 8 columns*

Type	Updated	% Updated	Not Updated	% Not Updated
All enrolled schools	0	0%	2	100%
Online or Virtual Support	0	0%	2	100%

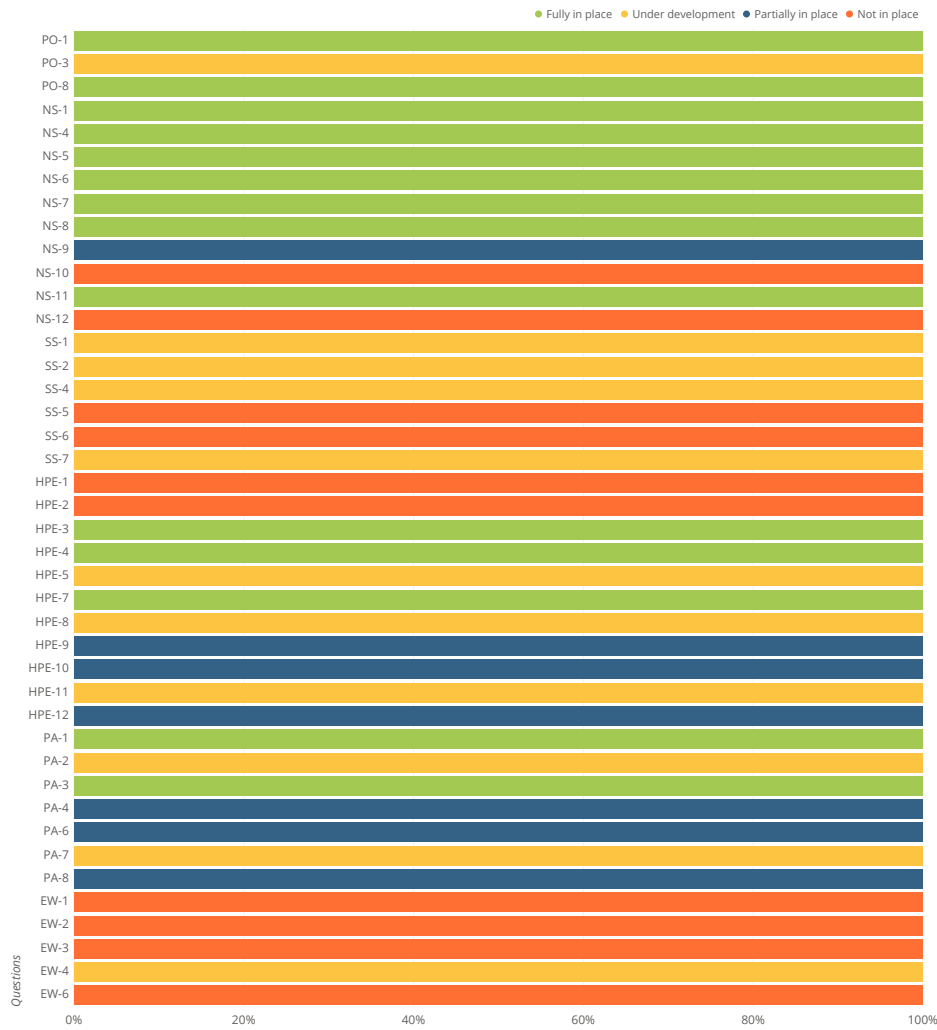
\*Note: Other schools include K-8, K-12, and other schools not considered Elementary, Middle, or High

Percentage of items fully meeting best practices on the current assessment compared to state & national data

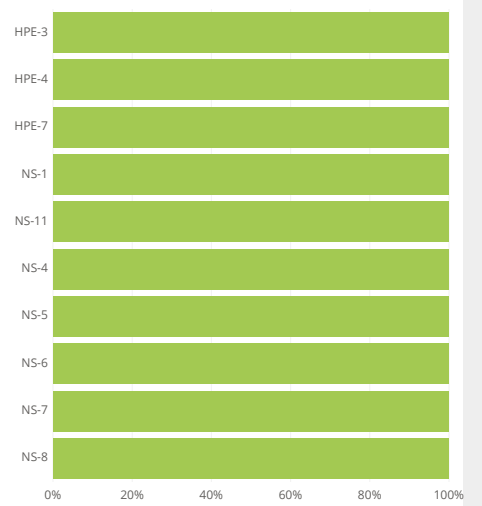


Note: The state and national benchmarks above include data from your district.

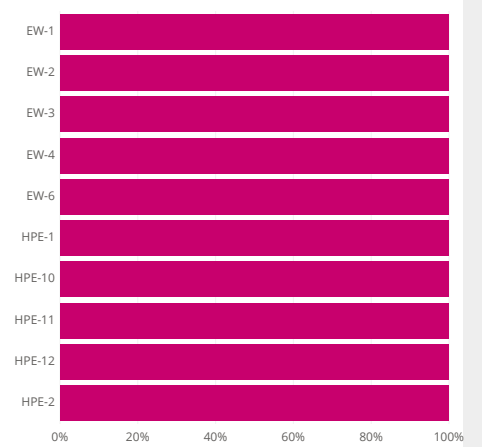
Assessment responses for schools in your district, listed by topic



Assessment responses with the highest percentage fully meeting



Assessment responses with the highest percentage not fully meeting

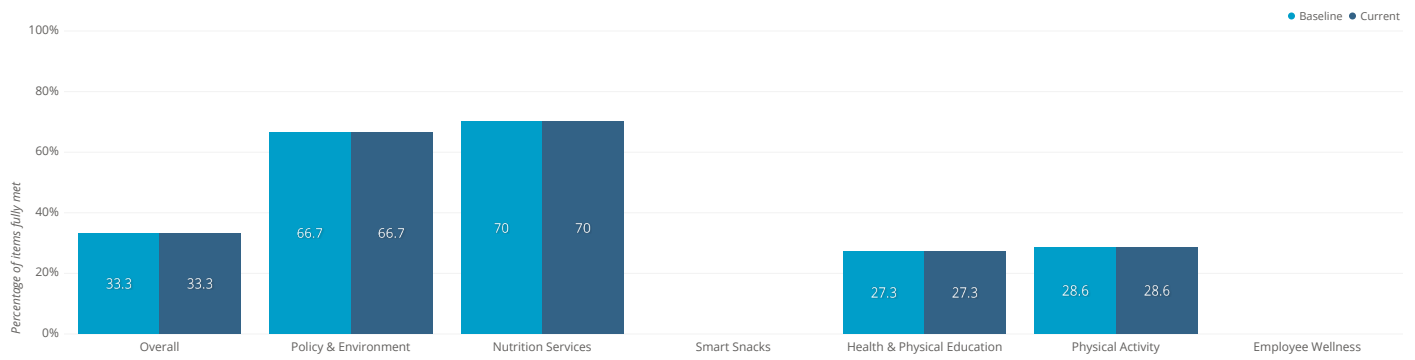


Assessment responses for schools in your district, listed by question

Criteria	Fully in place:#	Not in place:#	Partially in place:#	Under development:#	Fully in place:%	Not in place:%	Partially in place:%	Under development:%	Question Description
PO-1	1				100				Representative school health committee or team
PO-3				1				100	Local school wellness policy
PO-8	1				100				Family engagement in school decision making
NS-1	1				100				Breakfast and lunch programs
NS-4	1				100				Variety of offerings in school meals
NS-5	1				100				Promote healthy food and beverage choices and school meals using marketing and merchandising techniques.
NS-6	1				100				Annual continuing education and training requirements for school nutrition services staff
NS-7	1				100				Venues outside the cafeteria offer fruits and vegetables
NS-8	1				100				Collaboration between school nutrition services staff members and teachers
NS-9			1				100		Student and family involvement in the school meal programs and other foods and beverages sold, served and offered on school campus.
NS-10		1				100			Prohibit using food as reward or punishment
NS-11	1				100				Adequate time to eat school meals
NS-12		1				100			Farm to School activities
SS-1				1				100	All foods sold during the school day meet the USDA's Smart Snacks in School nutrition standards
SS-2				1				100	All beverages sold during the school day meet the USDA's Smart Snacks in School nutrition standards
SS-4				1				100	All foods and beverages served and offered during the school day meet the USDA's Smart Snacks in School nutrition standards
SS-5		1				100			All foods and beverages sold during the extended school day meet the USDA's Smart Snacks in School nutrition standards
SS-6		1				100			All foods and beverages served and offered during the extended school day meet the USDA's Smart Snacks in School nutrition standards
SS-7				1				100	Fundraising efforts during and outside school hours meet the USDA's Smart Snacks in School nutrition standards
HPE-1		1				100			Minutes of physical education per week
HPE-2		1				100			Years of physical education
HPE-3	1				100				Sequential physical education curriculum consistent with standards
HPE-4	1				100				Students active at least 50% of class time
HPE-5				1				100	Professional development for physical education teachers
HPE-7	1				100				Licensed physical education teachers
HPE-8				1				100	Health education taught in all grades
HPE-9			1				100		Required health education course
HPE-10			1				100		Essential topics on physical activity
HPE-11				1			100		Essential topics on healthy eating
HPE-12			1				100		Opportunities to practice skills
PA-1	1				100				Recess
PA-2				1				100	Availability of physical activity breaks in classrooms
PA-3	1				100				Promotion or support of walking and bicycling to and/or from school
PA-4			1				100		Availability of before- and after-school physical activity opportunities
PA-6			1				100		Prohibit using physical activity as punishment
PA-7				1			100		Prohibit withholding recess as punishment
PA-8			1				100		Access to physical activity facilities outside school hours
EW-1		1				100			Health assessments for staff members
EW-2		1				100			Programs for staff members on physical activity/fitness
EW-3		1				100			Programs for staff members on healthy eating/weight management
EW-4				1			100		Promote staff member participation
EW-6		1				100			All foods served and sold to staff meet the USDA's Smart Snacks in School nutrition standards

View all 42 rows and 10 columns

Percentage of items fully met on the baseline assessment compared to the current assessment



This graph compares the total number of assessment items fully implemented on the earliest Healthier Generation Healthy Schools Program Assessment, for each topic of the assessment, to the total number of assessment items that could be fully implemented for all schools. The graph also includes this information for the most recent update of the assessment.

Current assessment responses by schools in your district

School Name	City	State	Postal Code	Low Grade	High Grade	Assessment Start Date	Assessment Baseline Date	Assessment Update Date	Action Plan Start Date	Action Plan Update Date	...
Frankfort High School	Frankfort	KY	40601-2892	9	12						No
Second Street School	Frankfort	KY	40601-2691	K	8						No

[View all 2 rows and 129 columns](#)

Assessment responses on a scale of 0-3, where 0 = "Not in place", 1 = "Under development", 2 = "Partially in place", 3 = "Fully in place"

[See .CSV file for full results](#)